



Subscribe to SPS eNewsletter RSS Feeds

What is RSS Feed?

Really Simple Syndication (RSS) is technology you can use to have web content sent to you, rather than having to go look for it. Many news-related sites, weblogs and other online publishers syndicate their content as an *RSS Feed* to whoever wants it. Web sites, including IEEE Signal Processing Society eNewsletter, offers RSS as a way to have headlines delivered to you in the application of your choice.

Why RSS? Benefits and Reasons for using RSS

RSS feeds enable you to get update notifications delivered directly to your desktop through the news aggregator software program of your choice (for example, the new Internet Explorer 7 browser). RSS offers a convenience because you can subscribe to feeds from several Internet sites and automatically pull together headlines from all the sources into one list. This lets you quickly browse the list of new content without visiting each site.

RSS solves a problem for people who regularly use the web. It allows you to easily stay informed by retrieving the latest content from the sites you are interested in. You save time by not needing to visit each site individually.

What do I need to do to read an RSS Feed? RSS Feed Readers and News Aggregators


In order to receive RSS feeds, you need an RSS reader (The new Internet Explorer 7 has an RSS reader built-in to the browser and is available via free download from here). You then subscribe to the Web site from which you want to receive content, and the information will be delivered automatically to your RSS reader.

Feed Reader or News Aggregator software allow you to grab the RSS feeds from various sites and display them for you to read and use.

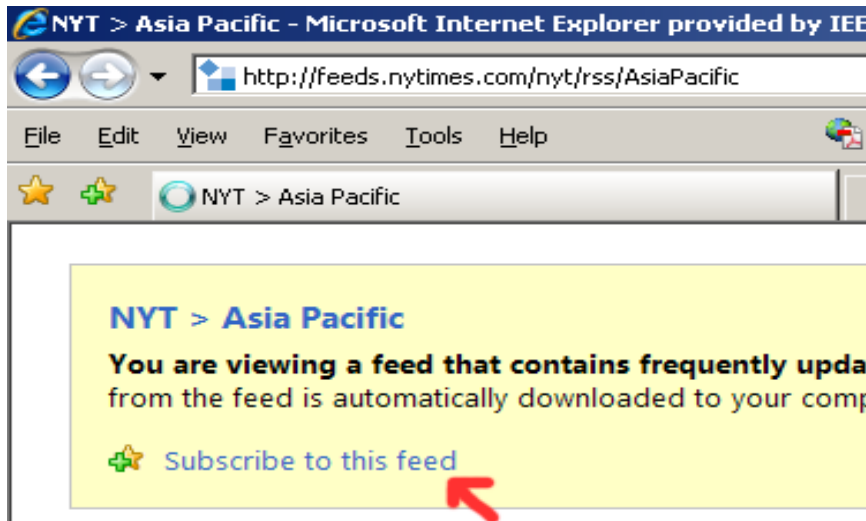
A [variety of RSS Readers](#) are available for different platforms. Some popular feed readers include [Amphetadesk](#) (Windows, Linux, Mac), [FeedReader](#) (Windows), and [NewsGator](#) (Windows - integrates with Outlook). There are also a number of web-based feed readers available. [My Yahoo](#), [Bloglines](#), and [Google Reader](#) are popular web-based feed readers.

Once you have your Feed Reader, it is a matter of finding [sites that syndicate content](#) and adding their RSS feed to the list of feeds your Feed Reader checks. Many sites display a small icon with the acronyms RSS, XML, RDF or as a symbol shown above next to the title to let you know that a feed is available.

Steps to Setting Up Internet Explorer as your RSS Reader

1. If you don't already have Internet Explorer 7 installed, [Download IE 7 here](#).
2. After installing Internet Explorer 7, open the browser and click the link of the  icon next to a set of links or headlines on your favorite Web site or from the list on the right that you're most interested in to subscribe to the category.

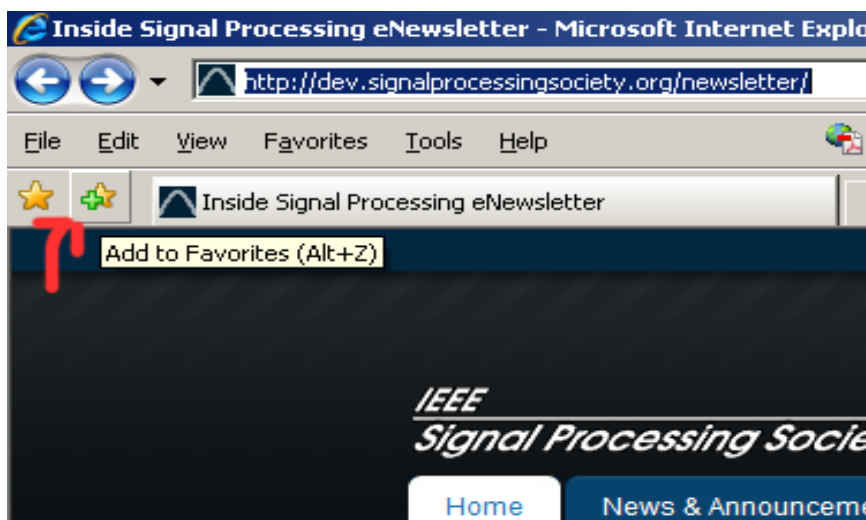
3. Follow the instructions offered by Internet Explorer 7 to complete the subscription.
4. Click 'Subscribe to this feed' at the top of the screen.




5. When the IE feed dialog box appears, select 'Feeds' next to 'Create in' which is the IE Feed list.



6. Click Subscribe button.
7. To view your feeds in IE7, click on the yellow star with a green plus sign at the top left hand side of the browser and a column opens up. Click the Feeds button to see all the feeds you have subscribed to from different web sites.



8. A feed bar opens on the left hand side of the browser. Click the Feeds button to see all of your feeds you have subscribed to.



9. Alternatively, some feed links may also open a different dialog box as shown below from which you may select your feed application such as Google Reader, etc.

