

# IEEE Transactions on Image Processing – EiC Report

Clem Karl

# Appreciation of AE Effort

- AEs are on the front lines of TIP
- AE effort makes the journal what it is

# Thank you!

# Outline

- TIP Overview
  - Quality and Impact
  - Statistics on submission and publication
- Highlights
- Challenges for the future
- Discussion

# JCR 2011 and Google Scholar Metrics

JCR Data and Eigenfactor metrics of IEEE TIP

Year	Total cites	Impact Factor	5-Year Impact Factor	Immediacy Index	Articles	Cited Half-Life	Eigenfactor Score	Article Influence Score
2012	13814	3.199	4.017	0.407	408	7.6	0.03545	1.639
2011	12,063	3.042	3.77	0.378	296	7.3	0.03717	1.608
2010	12,062	2.918	3.908	0.333	261	7.5	0.03571	1.565
2009	11,472	2.848	4.139	0.248	214	7.6	0.03222	1.412
2008	12214	3.315	4.646	0.385	200	7.3	0.0307	1.329

## Google Scholar

Top 20 publications matching *image processing* [Learn more](#)

Publication	h5-index	h5-median
1. IEEE Transactions on Image Processing	74	105
2. IEEE International Conference on Image Processing	34	48
3. Signal Processing: Image Communication	26	37
4. Journal on Image and Video Processing	18	22
5. International Conference on Image Analysis and Processing, ICIAP	16	23

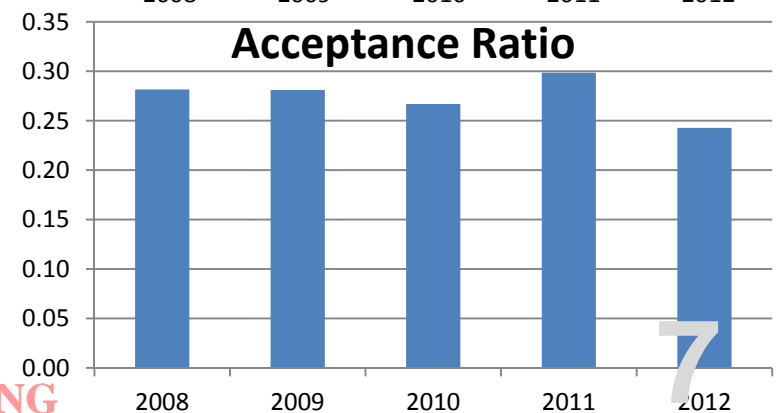
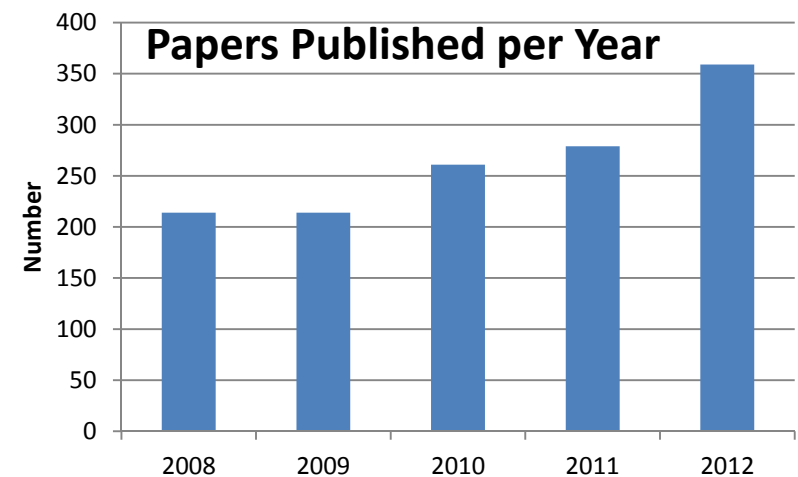
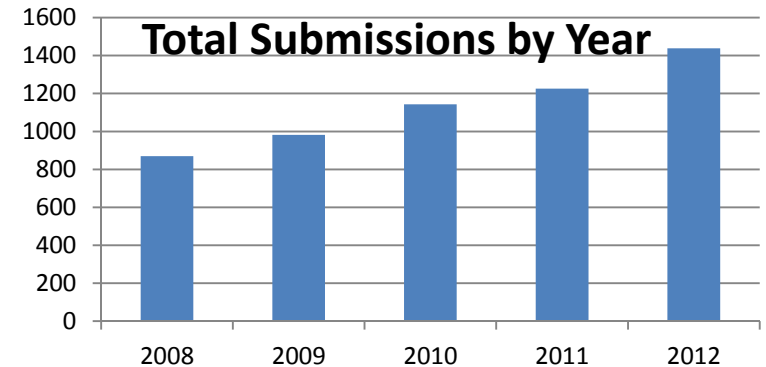
Quality high – Testament to AE efforts!

# Competition/Peers

Title	# Cites	Imact Factor	5-Year Impact Factor	Immed. Index	Cited Half-Life	Eigen Score	Article Influence Score	2012 Articles
IEEE Trans. Image Processing	13,814	3.199	4.017	0.407	7.6	0.03545	1.639	408
IEEE Trans. PAMI	24,947	4.795	6.144	0.625	>10.0	0.05237	3.235	192
IEEE Trans CSVT	5,180	1.819	2.556	0.256	6.8	0.01710	1.112	156
IEEE Trans Med. Imaging	11,439	4.027	4.268	0.603	9.1	0.02018	1.400	194
IEEE Trans. Geo. Remote Sensing	19,794	3.467	3.612	0.754	8.1	0.03085	0.926	411
J. Elect. Imaging	1,040	1.061	0.908	0.109	8.1	0.00239	0.321	129
JOSA A	12,708	1.665	1.698	0.391	>10.0	0.01893	0.623	350
SIAM J. Imaging Sci.	884	2.966	5.503	0.311	3.4	0.01100	3.994	45
J. Visual Comm. And Image Proc	912	1.195	1.430	0.241	6.1	0.00335	0.652	112

# Summary of 2012

- Submissions
  - 1438 submissions
  - 24% acceptance ratio
  - Avg time to 1<sup>st</sup> decision: 100 days
- Publication
  - 359 papers published
  - 4924 pages published
  - Budget of 3864 + 1050 added = 4914
  - 13.7 pages/paper average



# Detailed Submission Information 2012

Country	#sub	#acp	acp%	Country	#sub	#acp	acp%	Country	#sub	#acp	acp%
China	402	64	0.16	Pakistan	11	0	0.00	Jordan	3	1	0.33
United States	191	68	0.36	Finland	10	4	0.40	Bangladesh	2	0	0.00
India	117	5	0.04	Portugal	10	3	0.30	Denmark	2	1	0.50
Korea, Republic of	78	22	0.28	Romania	10	0	0.00	Morocco	2	0	0.00
Taiwan	76	11	0.14	Brazil	9	4	0.44	New Zealand	2	1	0.50
Singapore	50	21	0.42	Israel	9	3	0.33	Palestinian Territory, Occupied	2	0	0.00
France	48	17	0.35	Turkey	8	2	0.25	Russian Federation	2	0	0.00
Australia	46	18	0.39	Poland	7	1	0.14	South Africa	2	1	0.50
Canada	45	19	0.42	Sweden	7	2	0.29	Chile	1	0	0.00
United Kingdom	44	14	0.32	Croatia	6	0	0.00	Colombia	1	0	0.00
Hong Kong	42	20	0.48	Algeria	5	1	0.20	Hungary	1	1	1.00
Italy	23	6	0.26	Iraq	5	0	0.00	Ireland	1	0	0.00
Spain	23	3	0.13	Netherlands	5	3	0.60	Lebanon	1	0	0.00
Japan	22	4	0.18	Saudi Arabia	5	0	0.00	Oman	1	0	0.00
Iran, Islamic Republic of	19	2	0.11	Belgium	4	2	0.50	Puerto Rico	1	0	0.00
Switzerland	19	13	0.68	Egypt	4	0	0.00	Slovakia	1	1	1.00
Germany	18	5	0.28	Norway	4	0	0.00	Tunisia	1	0	0.00
Greece	11	4	0.36	Thailand	4	0	0.00	Ukraine	1	0	0.00
Malaysia	11	0	0.00	Indonesia	3	0	0.00				

# Detailed Submission Information 2012

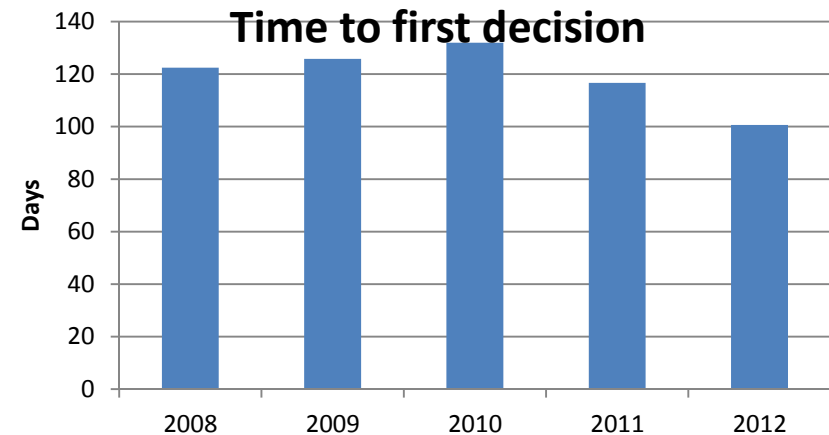
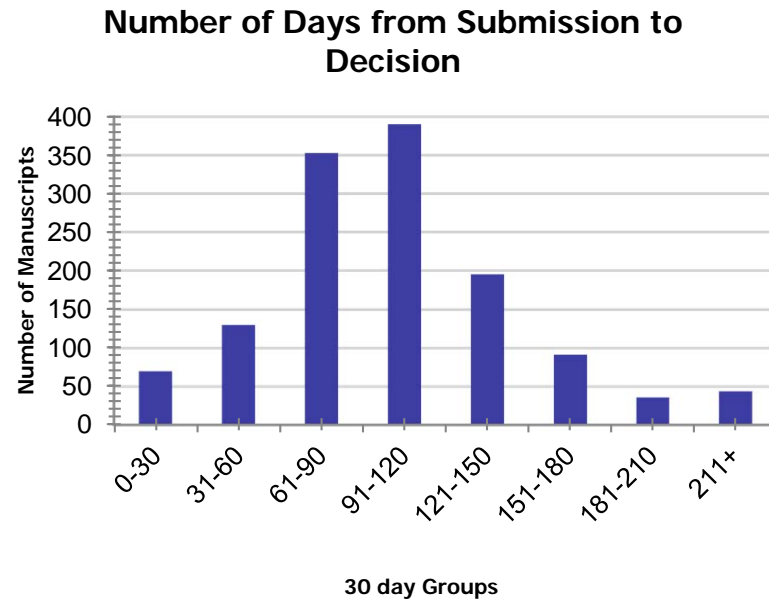
Manuscript Decision	Number of Manuscripts	Percentage of Total
Accept	331	15.90%
Accepted Correspondence	22	1.10%
Accepted Correspondence with Mandatory Revisions	8	0.40%
Accepted with Mandatory Revisions	272	13.10%
Immediate Reject	149	7.20%
Reject	702	33.70%
Reject and Resubmit as Correspondence	8	0.40%
Reject and Resubmit as Regular Paper	72	3.50%
Rejected Correspondence	11	0.50%
Revise and Resubmit	496	23.80%
Revise and Resubmit Correspondence	10	0.50%
<b>Total:</b>	<b>2,081</b>	<b>100.00%</b>



# 2013 to date (9/12/13)

Manuscript Type	Original	Revised	Total
Comment Correspondence	16	4	20
Correspondence	1	1	2
OverView Article	3	0	3
Regular Paper	953	488	1441
Special Issue on 3D Video Representation, Compression, & Rendering	2	26	28
Technical Correspondence (For Revisions Only)	1	6	7
<b>Total</b>	<b>976</b>	<b>525</b>	<b>1501</b>

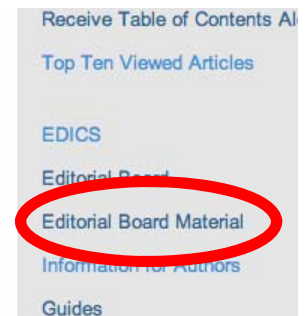
# Time Spans



- Average AE Turn-around time:
  - $103 \pm 49$  days, min=4, max=404
- Submission to E-publication Q4 2012: **45.5 weeks**  
(note TMI is 11.5 weeks)

# Accomplishments, Initiatives, Information

- New TIP Website Area for Editorial Documents
  - Institutional memory
  - E.g. Streamlined paper handling document
  - E.g. EIC reports
- New Information Requested from Authors in S1M
  - What is contribution and why is it significant
  - What are most closely related existing papers and how different
  - Available to AEs and reviewers
- New Plagiarism Software Integrated into S1M and available to AEs
- New AEs
  - 14 new AEs since January 2013
  - 8 Pending AEs



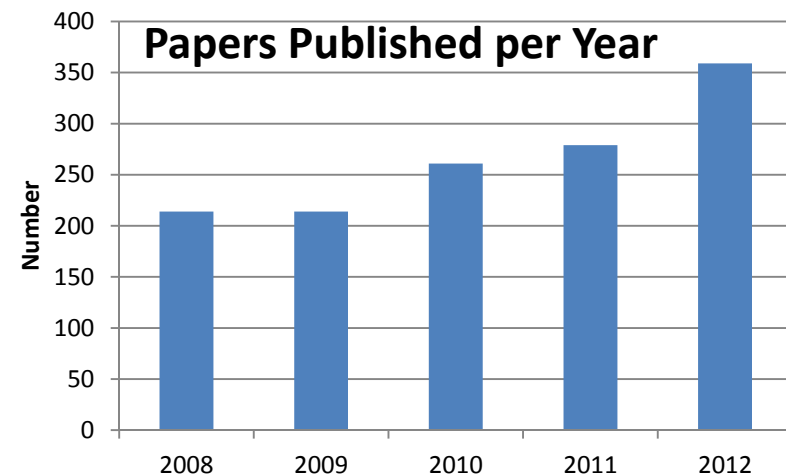
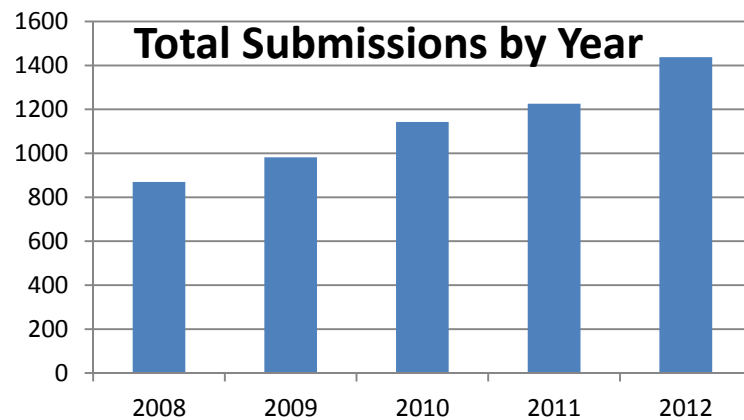
# Publications Board Related Activities

- Final page budget for 2013 is 5425 (2 queue releases: 700, 425)
- Page budget approved for 2014 is 5750 (~38 papers/issue)
- New SPS Plagiarism Policies
  - New policy emphasizes responsibility of all authors
  - Expressly calls out research misconduct
  - Expressly discusses self-plagiarism. Multiple submissions
  - Process requires committee evaluation and recommendation
  - Note: Prohibited authors list
- Standardized journal home pages
- In process:
  - Reduce the review cycle (4 vs 6 weeks for revisions)
  - Improved reviewer score sheet

# Challenges for the future/Projects

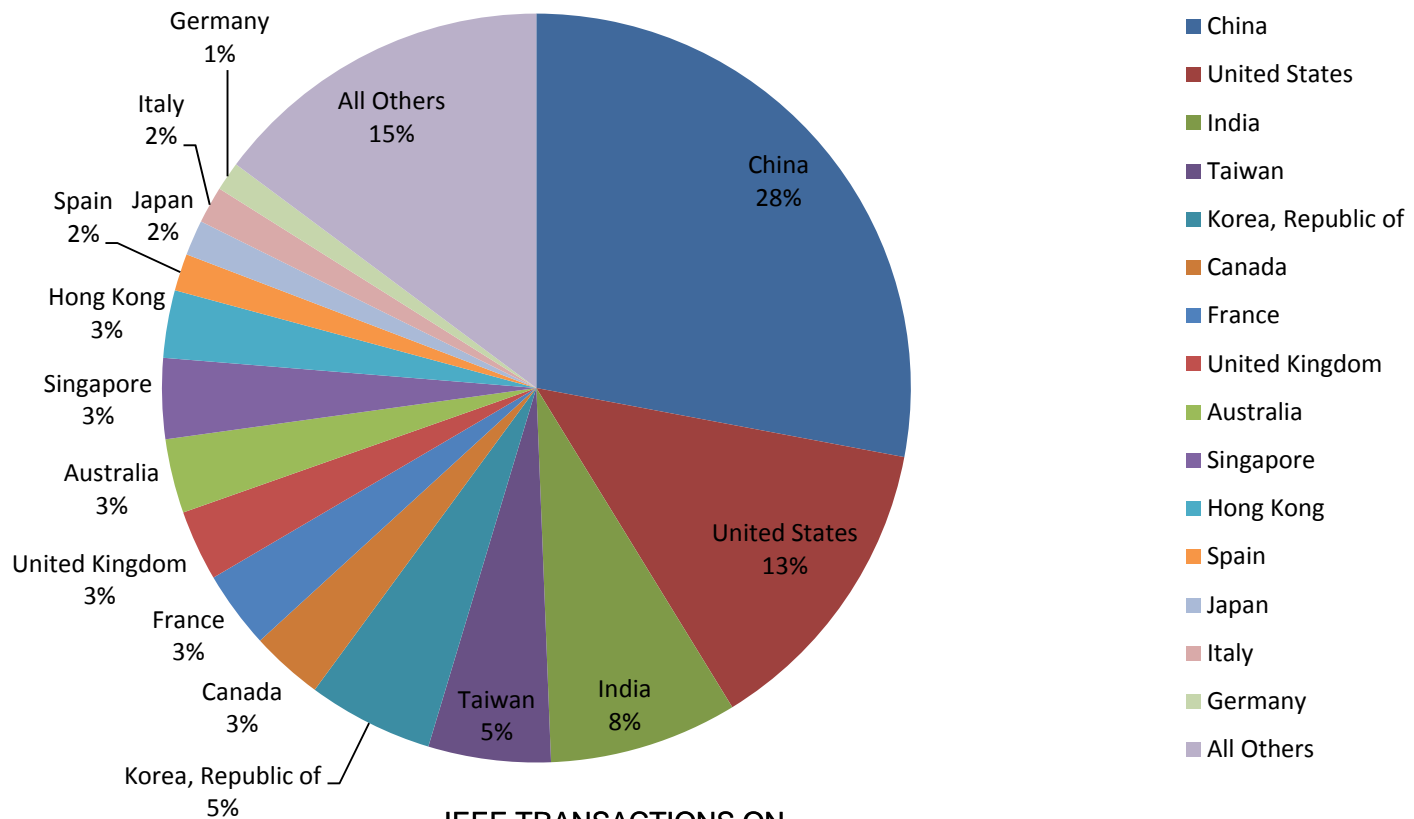
- Submission growth (discussion later)
  - Paper backlog: 150 in Jan – down to “10s” now
  - Receive about 120 manuscripts/month
  - Need efficient management of papers
  - Senior Area Editors under discussion
- Quality/Impact
  - Acceptance rates – need to reduce
  - Faster paper turn around
  - Increase in immediate rejects (when warranted)
- Plagiarism
  - 11 Cases of author misconduct since January
  - New SPS Policies a burden
  - Dedicated plagiarism team under discussion
- S1M is frustrating!
- Initiative on ML based paper matching (vs EDICS based)

# Discussion of Submission Trends



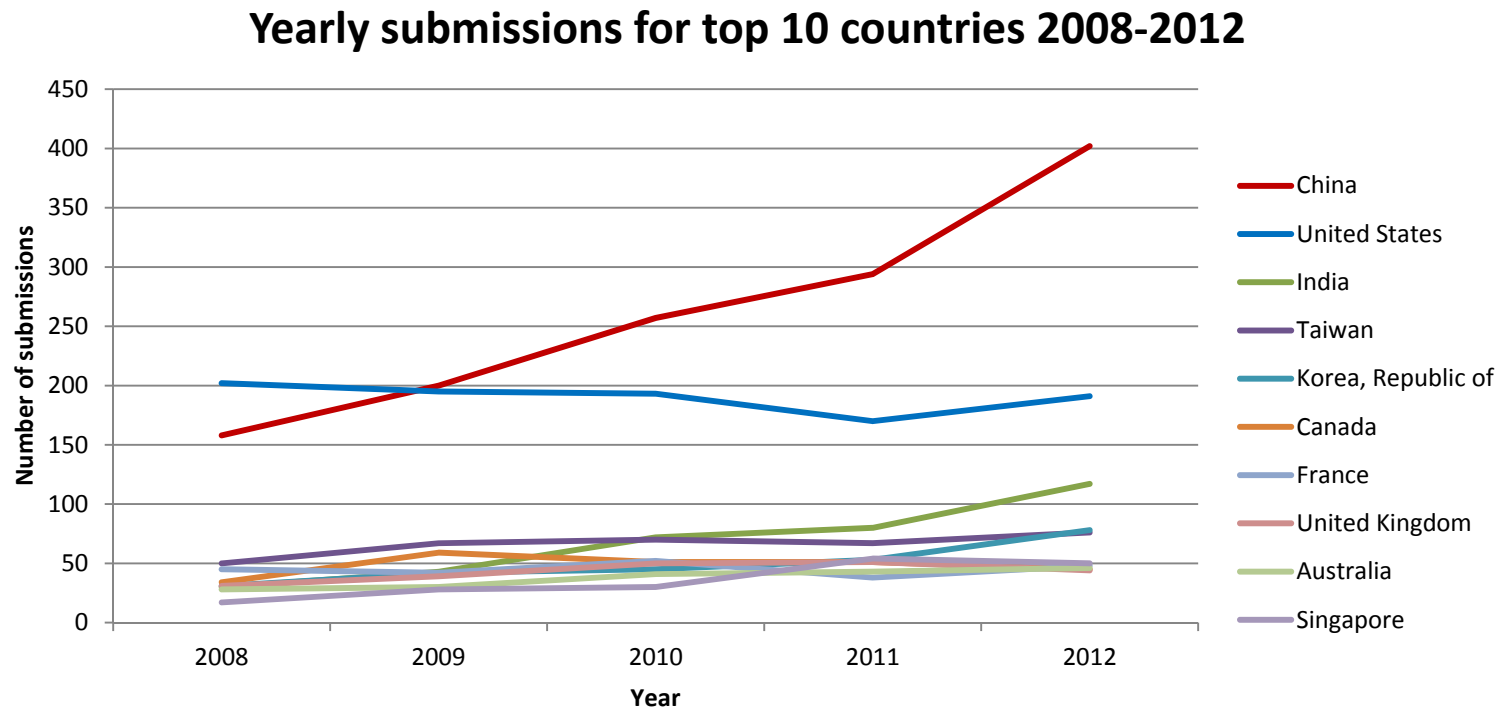
# What is driving this? Picture for 2012

## 2012 Submissions by Country



IEEE TRANSACTIONS ON  
**IMAGE PROCESSING**

# Submissions by Country (Top 10)

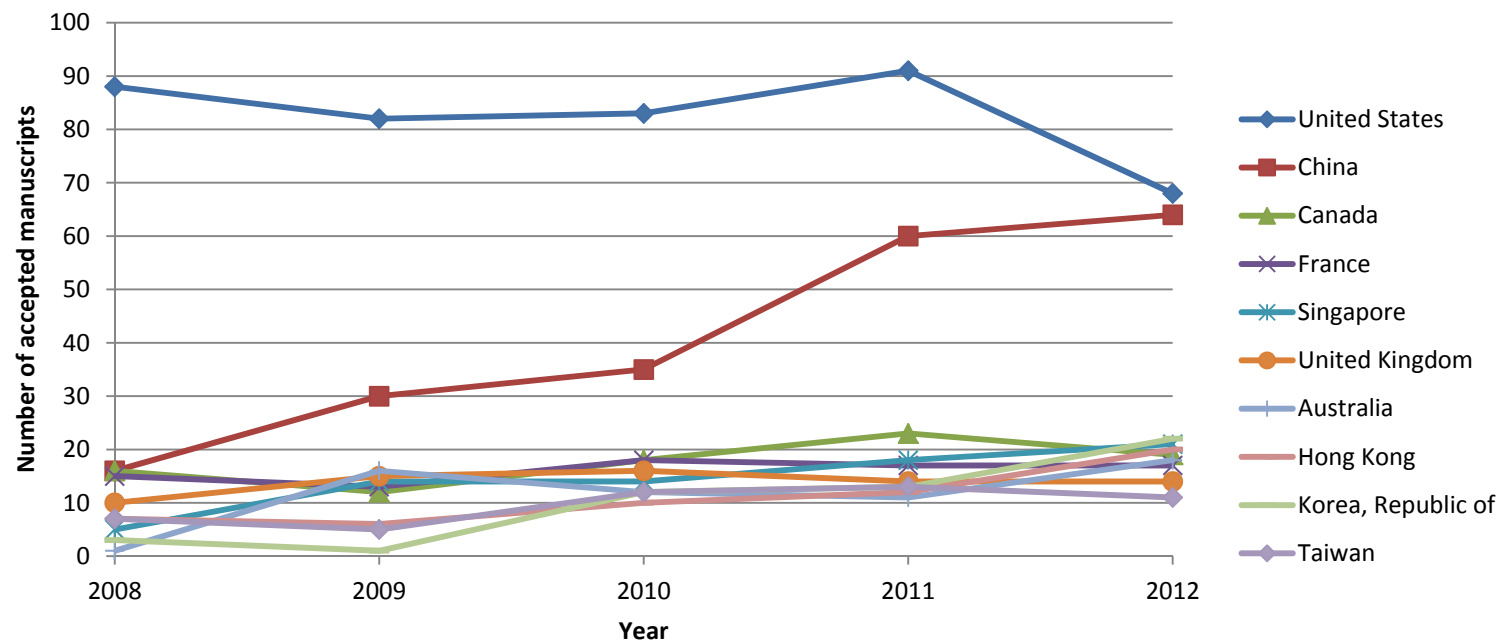


Note: China 50/year increase until 2012, then 100/year increase!

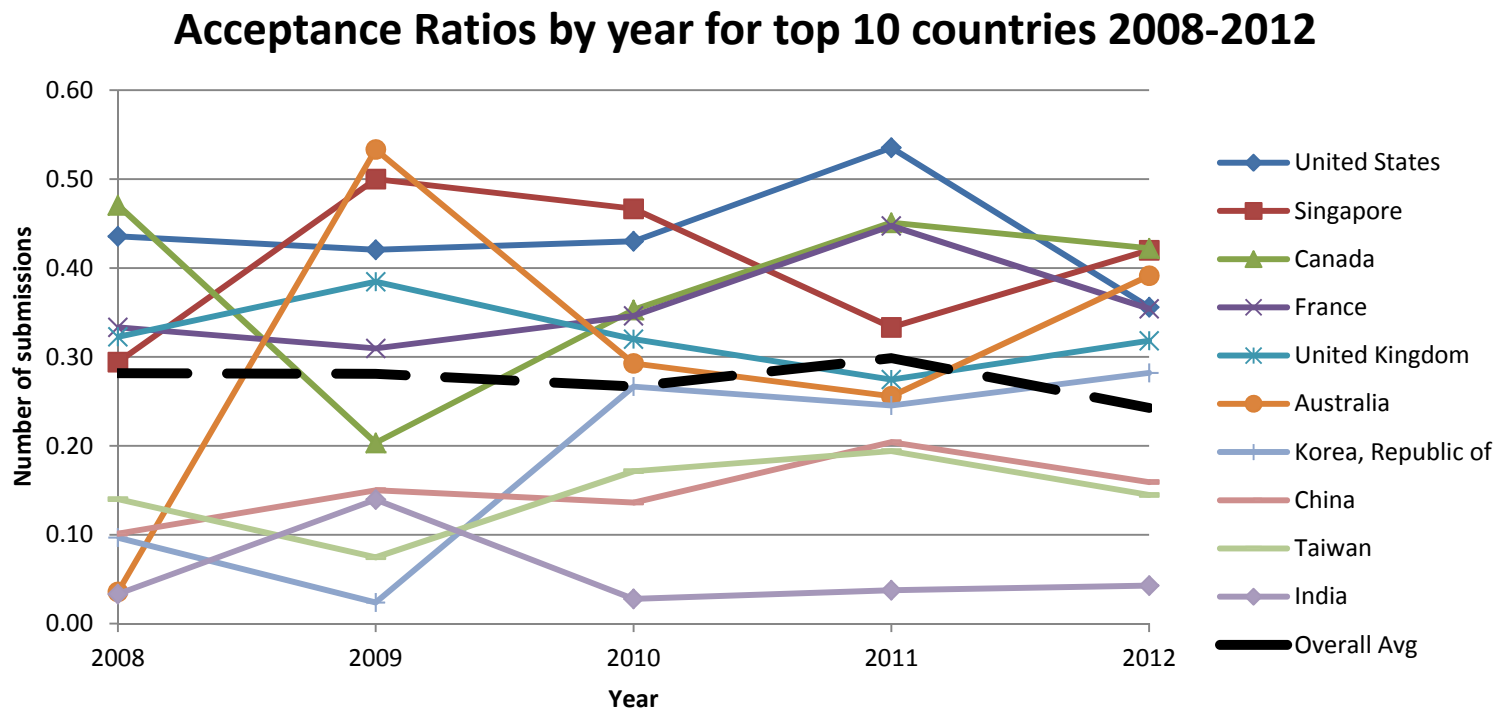


# Acceptances by Country (Top 10)

## Acceptances by year for top 10 countries 2008-2012



# Acceptance Ratios by Country



# Responses

- Strategic discussion at Publication Board
- Increase in immediate rejection of poor papers
- Reduce use of AEs and reviewers for paper refinement
  - Authors write papers, not AEs/Reviewers
  - Stick to our policies – 2 full rounds of review max!
- Move to senior area editors for paper triage, improved matching
- Improved software for paper matching – U. Toronto system discussions

# Requests of AEs

- Thank you for your hard work. It makes a difference!
- Timeliness in paper handling
  - Don't get behind. Its harder to reject a paper you've sat on for a month!
- Streamline paper handling, prevent burnout
  - Immediate rejection option → eliminate poor papers at outset
  - Limit revisions → Only one major round of revision. Its our policy!
- Acceptance ratio creeping up → need to push back down
  - Are papers “significant”? Delicate issue!

# Discussion Items

- Conference papers converted to journal papers
- Plagiarism
- Reproducible research
- Getting reviewers to respond
- ???